PUBANG

Namur 电感式接近开关
Namur Inductive Proximity Sensor



功能特点/Features

- 连接允许的开关放大器可用于危险易爆区域.
- Can be applied for dangerous & explosive area when connecting with an suitable amplifier .
- 比标准型开关具有更高的响应频率.
- Higher response frequency.
- Namur传感器在开关放大器上不允许串/并联.
- Two or more namur sensors are not allowed to be mounted in series or in parallel in amplifiers .



ϕ4 –出线式 ϕ4 –Cable	/ D–01
M5 –出线式 M5 –Cable	/ D–01
ϕ6.5 –出线式 ϕ6.5 –Cable	/ D–02
M8 –出线式 M8 –Cable	/ D–03
ϕ11 –出线式 ϕ11 –Cable	/ D–04
M12 –出线式 M12 –Cable	/ D–05
M18 –出线式 M18 –Cable	/ D–06
M30 –出线式 M30 –Cable	/ D–07

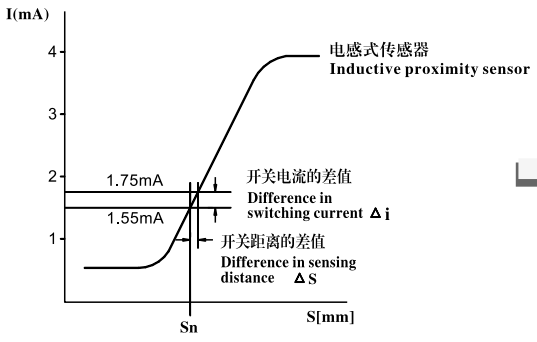

■ NAMUR

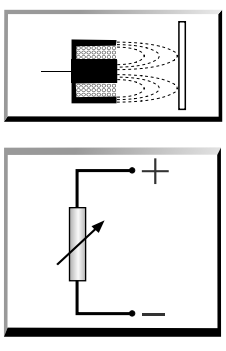

CE

	ϕ4, L25	M5x0.5, L25
图 片 PICTURE		
直流-2线/DC–2 wires Namur N.C.	NBD4-S0.8B-N2N2 *22	NBT5-S0.8B-N2N2 *22
检测距离/ Rated sensing distance	0.8mm	
安装方式/Mounting	埋入/shield	
工作电压/Supply voltage	8.2V DC	
漏电流/Leakage current	————	
设定距离/Setting distance	————	
标准检出物体/Sensing target	铁/Iron 8x8x1mm	
工作频率/ Frequency	4000Hz	
电流消耗(衰减)/Current consumption (activated)	≤1.0mA	
电流消耗(无衰减)/Current consumption (non–activated)	≥2.2mA	
电压降/ Voltage drop(V_p)	————	
滞后/Hysteresis	1…15%	
重复精度/ Repeatability	————	
LED 显示/ Display	————	
保护/ Protection Circuit	————	
工作温度/ Operating temperature	-20…+50°C（未结露状态）/ -20…+50°C(no condensation)	
抗冲击/Anti–impact	300m/s²(30G) X、Y、Z、方向各10次/300m/s²(30G) X、Y、Z direction, each 10 times	
抗震动/Anti–vibration	10…55Hz（振幅1.5mm）X、Y、Z、方向各2小时/10…55Hz(amplitude 1.5mm)X、Y、Z direction each 2 hours	
防护等级/Protection	IP66	
连接方式/Connection	电缆线2M，外径φ2.8mm/Cable: φ2. 8mm 2M	
外壳材料/Housing material	黄铜镀镍/nickel-plated brass	
检测面材料/Sensing face material	PC	
尺寸图 Dimensional drawing	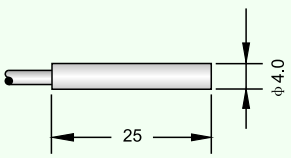	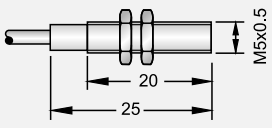
备 注/Remark	注 1： *22…表示接线图序号,详见14…17页。	2：连接方式可选择插头式连接线(猪尾式)

	φ6.5, L25	φ6.5, L25
图 片 PICTURE	 CE	 CE
直流-2线/DC–2 wires Namur N.C.	NBD6.5-S1.2B-N2N2 *22	NBD6.5-N02B-N2N2 *22
检测距离/ Rated sensing distance	1.2mm	2mm
安装方式/Mounting	埋入/shield	非埋入/non-shield
工作电压/Supply voltage	8.2V DC	
漏电流/Leakage current	———	
设定距离/Setting distance	———	
标准检出物体/Sensing target	铁/Iron 8x8x1mm	
工作频率/ Frequency	3500Hz	3000Hz
电流消耗(衰减)/Current consumption (activated)	≤1.0mA	
电流消耗(无衰减)/Current consumption (non–activated)	≥2.2mA	
电压降/ Voltage drop(V_p)	———	
滞后/Hysteresis	1...15%	
重复精度/ Repeatability	———	
LED 显示/ Display	———	
保护/ Protection Circuit	———	
工作温度/ Operating temperature	-20...+50°C (未结露状态) / -20...+50°C(no condensation)	
抗冲击/Anti–impact	500m/s²(50G) X、Y、Z、方向各10次/500m/s²(50G) X、Y、Z direction, each 10 times	
抗震动/Anti–vibration	10...55Hz (振幅1.5mm) X、Y、Z、方向各2小时/10...55Hz(amplitude 1.5mm)X、Y、Z direction each 2 hours	
防护等级/Protection	IP67	
连接方式/Connection	电缆线2M，外径φ3.2mm/Cable: φ3.2mm 2M	
外壳材料/Housing material	黄铜镀镍/nickel-plated brass	
检测面材料/Sensing face material	PBT	
尺寸图 Dimensional drawing	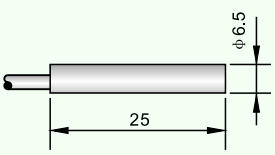	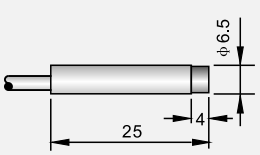
备 注/Remark	1: *22-NO of wiring diagram (refers to page 14...17)	2: Pigtail connection is also available

图 片 PICTURE	M8x1, L25  CE	M8x1, L25  CE
直流-2线/DC–2 wires Namur N.C.	NBT8-S1.2B-N2N2 *22	NBT8-N02B-N2N2 *22
检测距离/ Rated sensing distance	1.2mm	2mm
安装方式/Mounting	埋入/shield	非埋入/non-shield
工作电压/Supply voltage	8.2V DC	
漏电流/Leakage current	———	
设定距离/Setting distance	———	
标准检出物体/Sensing target	铁/Iron 8x8x1mm	
工作频率/ Frequency	3500Hz	3000Hz
电流消耗(衰减)/Current consumption (activated)	≤1.0mA	
电流消耗(无衰减)/Current consumption (non–activated)	≥2.2mA	
电压降/ Voltage drop(V_p)	———	
滞后/Hysteresis	1...15%	
重复精度/ Repeatability	———	
LED 显示/ Display	———	
保护/ Protection Circuit	———	
工作温度/ Operating temperature	-20...+50°C (未结露状态) / -20...+50°C(no condensation)	
抗冲击/Anti–impact	500m/s²(50G) X、Y、Z、方向各10次/500m/s²(50G) X、Y、Z direction, each 10 times	
抗震动/Anti–vibration	10...55Hz (振幅1.5mm) X、Y、Z、方向各2小时/10...55Hz(amplitude 1.5mm)X、Y、Z direction each 2 hours	
防护等级/Protection	IP67	
连接方式/Connection	电缆线2M，外径φ3.2mm/Cable: φ3.2mm 2M	
外壳材料/Housing material	黄铜镀镍/nickel-plated brass	
检测面材料/Sensing face material	PBT	
尺寸图 Dimensional drawing	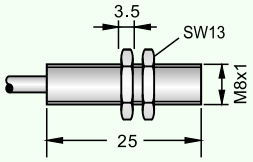	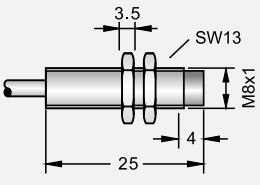
备 注/Remark	注 1： *22...表示接线图序号,详见14...17页。	2：连接方式可选择插头式连接线(猪尾式)

图 片 PICTURE	ϕ11, L25  CE	ϕ11, L25  CE
直流-2线/DC-2 wires Namur N.C.	NBD11-S02B-N2N2 *22	NBD11-N04B-N2N2 *22
检测距离/ Rated sensing distance	2mm	4mm
安装方式/Mounting	埋入/shield	非埋入/non-shield
工作电压/Supply voltage	8.2V DC	
漏电流/Leakage current	———	
设定距离/Setting distance	———	
标准检出物体/Sensing target	铁/Iron 12x12x1mm	
工作频率/ Frequency	3000Hz	2000Hz
电流消耗(衰减)/Current consumption (activated)	≤1.0mA	
电流消耗(无衰减)/Current consumption (non-activated)	≥2.2mA	
电压降/Voltage drop(V_p)	———	
滞后/Hysteresis	1...15%	
重复精度/Repeatability	———	
LED 显示/Display	———	
保护/Protection Circuit	———	
工作温度/Operating temperature	-20...+50°C (未结露状态) / -20...+50°C(no condensation)	
抗冲击/Anti-impact	500m/s²(50G) X、Y、Z、方向各10次/500m/s²(50G) X、Y、Z direction, each 10 times	
抗震动/Anti-vibration	10...55Hz (振幅1.5mm) X、Y、Z、方向各2小时/10...55Hz(amplitude 1.5mm)X、Y、Z direction each 2 hours	
防护等级/Protection	IP67	
连接方式/Connection	电缆线2M，外径φ4mm/Cable: φ4mm 2M	
外壳材料/Housing material	黄铜镀镍/nickel-plated brass	
检测面材料/Sensing face material	PBT	
尺寸图 Dimensional drawing	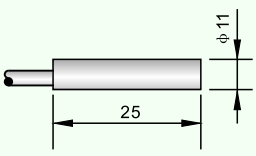	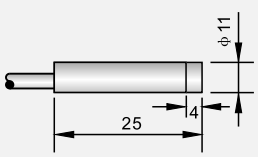
备 注/Remark	1: *22-NO of wiring diagram (refers to page 14...17)	2: Pigtail connection is also available

图 片 PICTURE	M12x1, L25 	M12x1, L25 
直流-2线/DC–2 wires Namur N.C.	NBT12-S02B-N2N2 * 22	NBT12-N04B-N2N2 * 22
检测距离/ Rated sensing distance	2mm	4mm
安装方式/Mounting	埋入/shield	非埋入/non-shield
工作电压/Supply voltage	8.2V DC	
漏电流/Leakage current	———	
设定距离/Setting distance	———	
标准检出物体/Sensing target	铁/Iron 12x12x1mm	
工作频率/ Frequency	3000Hz	2000Hz
电流消耗(衰减)/Current consumption (activated)	≤1.0mA	
电流消耗(无衰减)/Current consumption (non–activated)	≥2.2mA	
电压降/ Voltage drop(V_p)	———	
滞后/Hysteresis	1...15%	
重复精度/ Repeatability	———	
LED 显示/ Display	———	
保护/ Protection Circuit	———	
工作温度/ Operating temperature	-20...+50°C (未结露状态) / -20...+50°C(no condensation)	
抗冲击/Anti–impact	500m/s²(50G) X、Y、Z、方向各10次/500m/s²(50G) X、Y、Z direction, each 10 times	
抗震动/Anti–vibration	10...55Hz (振幅1.5mm) X、Y、Z、方向各2小时/10...55Hz(amplitude 1.5mm)X、Y、Z direction each 2 hours	
防护等级/Protection	IP67	
连接方式/Connection	电缆线2M，外径φ4mm/Cable: φ4mm 2M	
外壳材料/Housing material	黄铜镀镍/nickel-plated brass	
检测面材料/Sensing face material	PBT	
尺寸图 Dimensional drawing	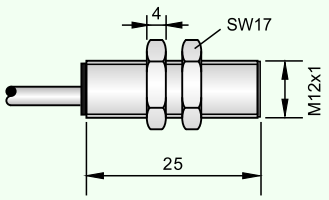	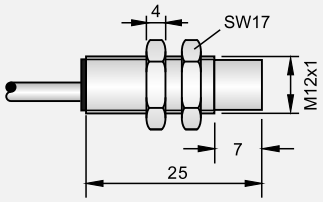
备 注/Remark	注 1： *22...表示接线图序号,详见14...17页。	2：连接方式可选择插头式连接线(猪尾式)

图 片 PICTURE	M18x1, L40  CE	M18x1, L40  CE
直流-2线/DC–2 wires Namur N.C.	NBT18-S05B-N2N2 * 22	NBT18-N08B-N2N2 * 22
检测距离/ Rated sensing distance	5mm	8mm
安装方式/Mounting	埋入/shield	非埋入/non-shield
工作电压/Supply voltage	8.2V DC	
漏电流/Leakage current	———	
设定距离/Setting distance	———	
标准检出物体/Sensing target	铁/Iron 18x18x1mm	铁/Iron 25x25x1mm
工作频率/ Frequency	1000Hz	500Hz
电流消耗(衰减)/Current consumption (activated)	≤1.0mA	
电流消耗(无衰减)/Current consumption (non–activated)	≥2.2mA	
电压降/Voltage drop(V_p)	———	
滞后/Hysteresis	1...15%	
重复精度/Repeatability	———	
LED 显示/Display	———	
保护/Protection Circuit	———	
工作温度/Operating temperature	-20...+50°C (未结露状态) / -20...+50°C(no condensation)	
抗冲击/Anti–impact	500m/s²(50G) X、Y、Z、方向各10次/500m/s²(50G) X、Y、Z direction, each 10 times	
抗震动/Anti–vibration	10...55Hz (振幅1.5mm) X、Y、Z、方向各2小时/10...55Hz(amplitude 1.5mm)X、Y、Z direction each 2 hours	
防护等级/Protection	IP67	
连接方式/Connection	电缆线2M，外径φ4.8mm/Cable: φ4.8mm 2M	
外壳材料/Housing material	黄铜镀镍/nickel-plated brass	
检测面材料/Sensing face material	PBT	
尺寸图 Dimensional drawing	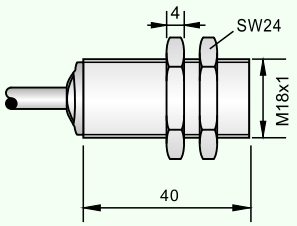	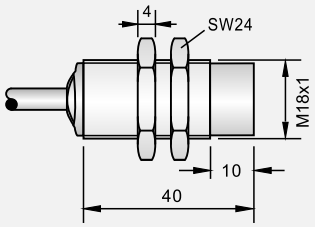
备 注/Remark	1: *22-NO of wiring diagram (refers to page 14...17)	2: Pigtail connection is also available

Namur 电感式接近开关

Namur Inductive Proximity Sensor

	M30x1.5, L40	M30x1.5, L40
图 片 PICTURE	 CE	 CE
直流-2线/DC–2 wires Namur N.C.	NBT30-S10B-N2N2 *22	NBT30-N15B-N2N2 *22
检测距离/ Rated sensing distance	10mm	15mm
安装方式/Mounting	埋入/shield	非埋入/non-shield
工作电压/Supply voltage	8.2V DC	
漏电流/Leakage current	——	
设定距离/Setting distance	——	
标准检出物体/Sensing target	铁/Iron 30x30x1mm	铁/Iron45x45x1mm
工作频率/ Frequency	500Hz	200Hz
电流消耗(衰减)/Current consumption (activated)	≤1.0mA	
电流消耗(无衰减)/Current consumption (non–activated)	≥2.2mA	
电压降/ Voltage drop(V_p)	——	
滞后/Hysteresis	1...15%	
重复精度/ Repeatability	——	
LED 显示/ Display	——	
保护/ Protection Circuit	——	
工作温度/ Operating temperature	-20...+50°C (未结露状态) / -20...+50°C(no condensation)	
抗冲击/Anti–impact	500m/s²(50G) X、Y、Z、方向各10次/500m/s²(50G) X、Y、Z direction, each 10 times	
抗震动/Anti–vibration	10...55Hz (振幅1.5mm) X、Y、Z、方向各2小时/10...55Hz(amplitude 1.5mm)X、Y、Z direction each 2 hours	
防护等级/Protection	IP67	
连接方式/Connection	电缆线2M，外径φ4.8mm/Cable: φ4.8mm 2M	
外壳材料/Housing material	黄铜镀镍/nickel-plated brass	
检测面材料/Sensing face material	PBT	
尺寸图 Dimensional drawing	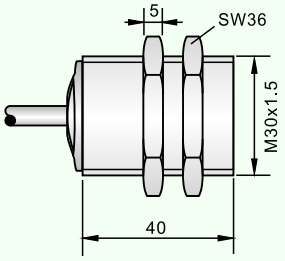	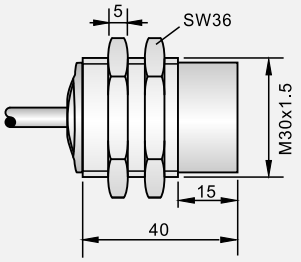
备 注/Remark	注 1： *22...表示接线图序号,详见14...17页。	2：连接方式可选择插头式连接线(猪尾式)