PUBANG

金属探头型电感式接近开关
Metal Probe Inductive Proximity Sensor

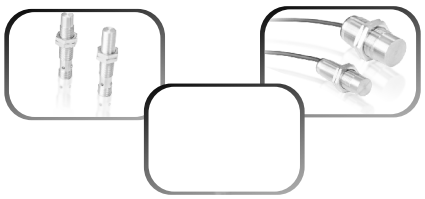

功能特点/ Features

- 具有短路保护、反极性保护、过载保护功能（DC）.
- Short-circuit protection, reversed polarity protection and overload protection (DC)
- 检测面及外壳采用不锈钢一体化，实现检测面为金属.
- Integrated stainless steel housing & metal sensing face
- 红色LED显示可以检查传感器的输出状态.
- Red LED to check output status
- 金属探头型开关比标准普通型开关有更好的防护性能，可降低因撞击磨擦造成对开关的损坏.
- Much better performance in preventing damages caused by impact & friction



M8 –出线式(DC) M8 –Cable(DC) / F–01
M8 –插座式(DC) M8 –Connector(DC) / F–02
M12 –出线式(DC) M12 –Cable(DC) / F–03
M12 –插座式(DC) M12 –Connector(DC) / F–04
M12 –出线式(AC) M12 –Cable(AC) / F–05
M18 –出线式(DC) M18 –Cable(DC) / F–06
M18 –插座式(DC) M18 –Connector(DC) / F–07
M18 –出线式(AC) M18 –Cable(AC) / F–08
M30 –出线式(DC) M30 –Cable(DC) / F–09
M30 –插座式(DC) M30 –Connector(DC) / F–10
M30 –出线式(AC) M30 –Cable(AC) / F–11

■ 电感式
■ Inductive

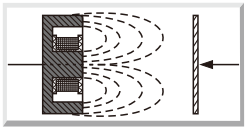

CE

	M8x1, L40		M8x1, L44	
图 片 PICTURE				
直流-3线/DC–3 wires NPN N.O.	MST8-S1.2NA-D3Y2	*01	MST8-N02NA-D3Y2	*01
直流-3线/DC–3 wires NPN N.C.	MST8-S1.2NB-D3Y2	*02	MST8-N02NB-D3Y2	*02
直流-3线/DC–3 wires PNP N.O.	MST8-S1.2PA-D3Y2	*03	MST8-N02PA-D3Y2	*03
直流-3线/DC–3 wires PNP N.C.	MST8-S1.2PB-D3Y2	*04	MST8-N02PB-D3Y2	*04
直流-2线/DC–2 wires N.O.	MST8-S1.2LA-D2Y2	*18	MST8-N02LA-D2Y2	*18
直流-2线/DC–2 wires N.C.	MST8-S1.2LB-D2Y2	*19	MST8-N02LB-D2Y2	*19
检测距离/ Rated sensing distance	1.2mm		2mm	
安装方式/Mounting	埋入/shield		非埋入/non-shield	
工作电压/Supply voltage	DC12...24V (10...30V DC) 允许波动10%以下/ripple(p-p):10% max.			
漏电流/Leakage current	3线式/3 wires : <0.01mA(2线式/2 wires: <0.8mA)			
设定距离/Setting distance	0...0.8mm		0...1.4mm	
标准检出物体/Sensing target	铁/Iron 8x8x1mm			
工作频率/Frequency	800Hz			
消耗电流/Consumption	≤15mA			
负载电流/Load current	200mA			
电压降/Voltage drop(V_p)	≤1.8V(2线式：负载电流100mA＜5V)/≤1.8V(2 wires: Load current 100mA＜5V)			
滞后/Hysteresis	1...15%			
重复精度/Repeatability	≤2%			
LED 显示/Display	红色/Red LED			
保护/Protection Circuit	短路保护、反极性保护、过载保护/Short circuit protection, reversed polarity protection and overload protection			
工作温度/Operating temperature	-25...+70°C（未结露状态）/ -25...+70°C(no condensation)			
抗冲击/Anti-impact	500m/s²(50G) X、Y、Z、方向各10次/500m/s²(50G) X、Y、Z direction, each 10 times			
抗震动/Anti-vibration	10...55Hz（振幅1.5mm）X、Y、Z、方向各2小时/10...55Hz(amplitude 1.5mm)X、Y、Z direction each 2 hours			
防护等级/Protection	IP67			
连接方式/Connection	电缆线2M，外径φ3.2mm/Cable: φ3. 2mm 2M			
外壳材料/Housing material	不锈钢/stainless steel			
检测面材料/Sensing face material	不锈钢/stainless steel			
尺寸图 Dimensional drawing	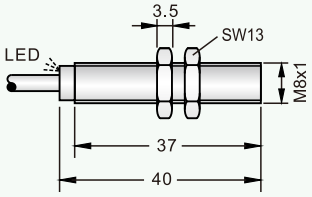		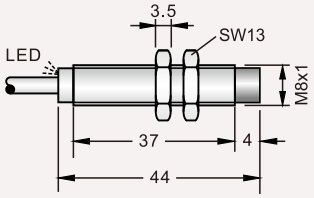	
备 注/Remark	注 1： *01 ,*02 ,*03,*04...表示接线图序号,详见14...17页。		2：连接方式可选择插头式连接线(猪尾式)	

	M8x1, L55		M8x1, L59	
图 片 PICTURE				
直流-3线/DC–3 wires NPN N.O.	MST8-S1.2NA-D3YV2	*27	MST8-N02NA-D3YV2	*27
直流-3线/DC–3 wires NPN N.C.	MST8-S1.2NB-D3YV2	*27	MST8-N02NB-D3YV2	*27
直流-3线/DC–3 wires PNP N.O.	MST8-S1.2PA-D3YV2	*28	MST8-N02PA-D3YV2	*28
直流-3线/DC–3 wires PNP N.C.	MST8-S1.2PB-D3YV2	*28	MST8-N02PB-D3YV2	*28
直流-2线/DC–2 wires N.O.	————		————	
直流-2线/DC–2 wires N.C.	————		————	
检测距离/ Rated sensing distance	1.2mm		2mm	
安装方式/Mounting	埋入/shield		非埋入/non-shield	
工作电压/Supply voltage	DC12...24V (10...30V DC) 允许波动10%以下/ripple(p-p):10% max.			
漏电流/Leakage current	<0.01mA			
设定距离/Setting distance	0...0.8mm		0...1.4mm	
标准检出物体/Sensing target	铁/Iron 8x8x1mm			
工作频率/ Frequency	800Hz			
消耗电流/Consumption	≤15mA			
负载电流/Load current	200mA			
电压降/Voltage drop(V_p)	≤1.8V			
滞后/Hysteresis	1...15%			
重复精度/Repeatability	≤2%			
LED 显示/Display	红色/Red LED			
保护/Protection Circuit	短路保护、反极性保护、过载保护/Short circuit protection, reversed polarity protection and overload protection			
工作温度/Operating temperature	-25...+70°C（未结露状态）/ -25...+70°C(no condensation)			
抗冲击/Anti-impact	500m/s²(50G) X、Y、Z、方向各10次/500m/s²(50G) X、Y、Z direction, each 10 times			
抗震动/Anti-vibration	10...55Hz（振幅1.5mm）X、Y、Z、方向各2小时/10...55Hz(amplitude 1.5mm)X、Y、Z direction each 2 hours			
防护等级/Protection	IP67			
连接方式/Connection	M8插座式连接，带LEDx4/M8 connector，LEDx4			
外壳材料/Housing material	不锈钢/stainless steel			
检测面材料/Sensing face material	不锈钢/stainless steel			
尺寸图 Dimensional drawing	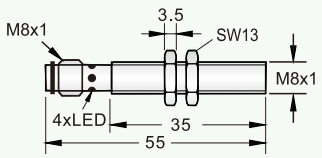		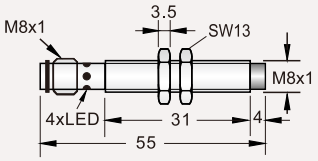	
备 注/Remark	1: *27 ,*28-NO of wiring diagram (refers to page 14...17)		2: Pigtail connection is also available	

电感式金属探头型接近开关
Metal Probe Inductive Proximity Sensor

	M12x1, L50		M12x1, L50	
图 片 PICTURE				
直流-3线/DC–3 wires NPN N.O.	MST12-S02NA-D3Y2	*01	MST12-N04NA-D3Y2	*01
直流-3线/DC–3 wires NPN N.C.	MST12-S02NB-D3Y2	*02	MST12-N04NB-D3Y2	*02
直流-3线/DC–3 wires PNP N.O.	MST12-S02PA-D3Y2	*03	MST12-N04PA-D3Y2	*03
直流-3线/DC–3 wires PNP N.C.	MST12-S02PB-D3Y2	*04	MST12-N04PB-D3Y2	*04
直流-2线/DC–2 wires N.O.	MST12-S02LA-D2Y2	*18	MST12-N04LA-D2Y2	*18
直流-2线/DC–2 wires N.C.	MST12-S02LB-D2Y2	*19	MST12-N04LB-D2Y2	*19
检测距离/ Rated sensing distance	2mm		4mm	
安装方式/Mounting	埋入/shield		非埋入/non-shield	
工作电压/Supply voltage	DC12...24V (10...30V DC) 允许波动10%以下/ripple(p-p):10% max.			
漏电流/Leakage current	3线式/3 wires : <0.01mA(2线式/2 wires：<0.8mA)			
设定距离/Setting distance	0...1.4mm		0...2.8mm	
标准检出物体/Sensing target	铁/Iron 12x12x1mm			
工作频率/Frequency	600Hz		400Hz	
消耗电流/Consumption	≤15mA			
负载电流/Load current	200mA			
电压降/Voltage drop(V_p)	≤1.8V(2线式：负载电流100mA＜5V)/≤1.8V(2 wires：Load current 100mA＜5V)			
滞后/Hysteresis	1...15%			
重复精度/Repeatability	≤2%			
LED 显示/Display	红色/Red LED			
保护/Protection Circuit	短路保护、反极性保护、过载保护/Short circuit protection, reversed polarity protection and overload protection			
工作温度/Operating temperature	-25...+70°C（未结露状态）/ -25...+70°C(no condensation)			
抗冲击/Anti-impact	500m/s²(50G) X、Y、Z、方向各10次/500m/s²(50G) X、Y、Z direction, each 10 times			
抗震动/Anti-vibration	10...55Hz（振幅1.5mm）X、Y、Z、方向各2小时/10...55Hz(amplitude 1.5mm)X、Y、Z direction each 2 hours			
防护等级/Protection	IP67			
连接方式/Connection	电缆线2M，外径φ4mm/Cable: φ4mm 2M			
外壳材料/Housing material	不锈钢/stainless steel			
检测面材料/Sensing face material	不锈钢/stainless steel			
尺寸图 Dimensional drawing	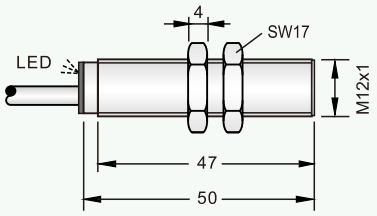		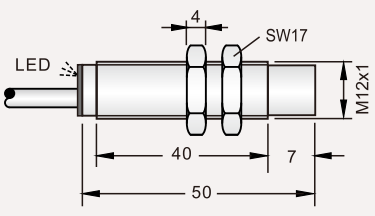	
备 注/Remark	注 1： *01 ,*02 ,*03,*04...表示接线图序号,详见14...17页。		2：连接方式可选择插头式连接线(猪尾式)	

	M12x1, L60		M12x1, L60	
图 片 PICTURE				
直流-3线/DC–3 wires NPN N.O.	MST12-S02NA-D4YV1	*29	MST12-N04NA-D4YV1	*29
直流-3线/DC–3 wires NPN N.C.	MST12-S02NB-D4YV1	*30	MST12-N04NB-D4YV1	*30
直流-3线/DC–3 wires PNP N.O.	MST12-S02PA-D4YV1	*31	MST12-N04PA-D4YV1	*31
直流-3线/DC–3 wires PNP N.C.	MST12-S02PB-D4YV1	*32	MST12-N04PB-D4YV1	*32
直流-2线/DC–2 wires N.O.	MST12-S02LA-D4YV1	*37	MST12-N04LA-D4YV1	*37
直流-2线/DC–2 wires N.C.	MST12-S02LB-D4YV1	*38	MST12-N04LB-D4YV1	*38
检测距离/ Rated sensing distance	2mm		4mm	
安装方式/Mounting	埋入/shield		非埋入/non-shield	
工作电压/Supply voltage	DC12...24V (10...30V DC) 允许波动10%以下/ripple(p-p):10% max.			
漏电流/Leakage current	3线式/3 wires : <0.01mA(2线式/2 wires: <0.8mA)			
设定距离/Setting distance	0...1.4mm		0...2.8mm	
标准检出物体/Sensing target	铁/Iron 12x12x1mm			
工作频率/Frequency	600Hz		400Hz	
消耗电流/Consumption	≤15mA			
负载电流/Load current	200mA			
电压降/Voltage drop(V_p)	≤1.8V(2线式：负载电流100mA＜5V)/≤1.8V(2 wires: Load current 100mA＜5V)			
滞后/Hysteresis	1...15%			
重复精度/Repeatability	≤2%			
LED 显示/Display	红色/Red LED			
保护/Protection Circuit	短路保护、反极性保护、过载保护/Short circuit protection, reversed polarity protection and overload protection			
工作温度/Operating temperature	-25...+70°C（未结露状态）/ -25...+70°C(no condensation)			
抗冲击/Anti-impact	500m/s²(50G) X、Y、Z、方向各10次/500m/s²(50G) X、Y、Z direction, each 10 times			
抗震动/Anti-vibration	10...55Hz（振幅1.5mm）X、Y、Z、方向各2小时/10...55Hz(amplitude 1.5mm)X、Y、Z direction each 2 hours			
防护等级/Protection	IP67			
连接方式/Connection	M12插座式连接，带LEDx4/M12 connector，LEDx4			
外壳材料/Housing material	不锈钢/stainless steel			
检测面材料/Sensing face material	不锈钢/stainless steel			
尺寸图 Dimensional drawing	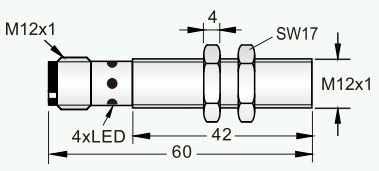		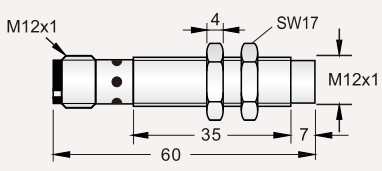	
备 注/Remark	1: *29 ,*30 ,*31,*32-NO of wiring diagram (refers to page 14...17)		2: Pigtail connection is also available	

电感式金属探头型接近开关
Metal Probe Inductive Proximity Sensor

	M12x1, L55		M12x1, L55	
图 片 PICTURE				
交流-2线/AC–2 wires N.O.	MST12-S02AA-A2N2	*20	MST12-N04AA-A2N2	*20
交流-2线/AC–2 wires N.C.	MST12-S02AB-A2N2	*21	MST12-N04AB-A2N2	*21
检测距离/ Rated sensing distance	2mm		4mm	
安装方式/Mounting	埋入/shield		非埋入/non-shield	
工作电压/Supply voltage	20...250V AC(50/60Hz)			
漏电流/Leakage current	≤1.7mA			
设定距离/Setting distance	0...1.4mm		0...2.8mm	
标准检出物体/Sensing target	铁/Iron 12x12x1mm			
工作频率/Frequency	20Hz			
消耗电流/Consumption	———			
负载电流/Load current	200mA			
电压降/Voltage drop(V_p)	≤8V			
滞后/Hysteresis	3...15%			
重复精度/Repeatability	≤2%			
LED 显示/Display	红色/Red LED			
保护/Protection Circuit	———			
工作温度/Operating temperature	-25...+70°C（未结露状态）/ -25...+70°C(no condensation)			
抗冲击/Anti-impact	500m/s²(50G) X、Y、Z、方向各10次/500m/s²(50G) X、Y、Z direction, each 10 times			
抗震动/Anti-vibration	10...55Hz（振幅1.5mm）X、Y、Z、方向各2小时/10...55Hz(amplitude 1.5mm)X、Y、Z direction each 2 hours			
防护等级/Protection	IP67			
连接方式/Connection	电缆线2M，外径φ4mm/Cable: φ4mm 2M			
外壳材料/Housing material	不锈钢/stainless steel			
检测面材料/Sensing face material	不锈钢/stainless steel			
尺寸图 Dimensional drawing	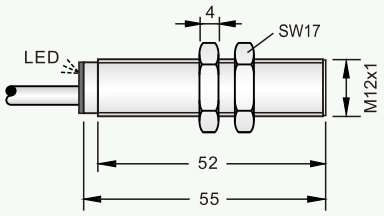		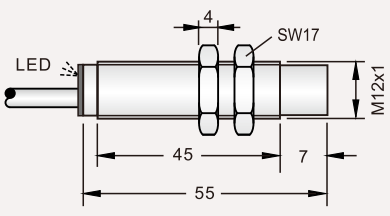	
备 注/Remark	注 1： *20 ,*21...表示接线图序号,详见14...17页。		2：连接方式可选择插头式连接线(猪尾式)	

	M18x1, L60		M18x1, L60	
图 片 PICTURE				
直流-3线/DC–3 wires NPN N.O.	MST18-S05NA-D3Y2	*01	MST18-N08NA-D3Y2	*01
直流-3线/DC–3 wires NPN N.C.	MST18-S05NB-D3Y2	*02	MST18-N08NB-D3Y2	*02
直流-3线/DC–3 wires PNP N.O.	MST18-S05PA-D3Y2	*03	MST18-N08PA-D3Y2	*03
直流-3线/DC–3 wires PNP N.C.	MST18-S05PB-D3Y2	*04	MST18-N08PB-D3Y2	*04
直流-2线/DC–2 wires N.O.	MST18-S05LA-D2Y2	*18	MST18-N08LA-D2Y2	*18
直流-2线/DC–2 wires N.C.	MST18-S05LB-D2Y2	*19	MST18-N08LB-D2Y2	*19
检测距离/ Rated sensing distance	5mm		8mm	
安装方式/Mounting	埋入/shield		非埋入/non-shield	
工作电压/Supply voltage	DC12...24V (10...30V DC) 允许波动10%以下/ripple(p-p):10% max.			
漏电流/Leakage current	3线式/3 wires : <0.01mA(2线式/2 wires: <0.8mA)			
设定距离/Setting distance	0...3.5mm		0...5.6mm	
标准检出物体/Sensing target	铁/Iron 18x18x1mm		铁/Iron 25x25x1mm	
工作频率/ Frequency	400Hz		300Hz	
消耗电流/Consumption	≤15mA			
负载电流/Load current	200mA			
电压降/Voltage drop(V_p)	≤1.8V(2线式：负载电流100mA < 5V)/≤1.8V(2 wires: Load current 100mA < 5V)			
滞后/Hysteresis	1...15%			
重复精度/Repeatability	≤2%			
LED 显示/Display	红色/Red LED			
保护/Protection Circuit	短路保护、反极性保护、过载保护/Short circuit protection, reversed polarity protection and overload protection			
工作温度/Operating temperature	-25...+70°C（未结露状态）/ -25...+70°C(no condensation)			
抗冲击/Anti-impact	500m/s²(50G) X、Y、Z、方向各10次/500m/s²(50G) X、Y、Z direction, each 10 times			
抗震动/Anti-vibration	10...55Hz（振幅1.5mm）X、Y、Z、方向各2小时/10...55Hz(amplitude 1.5mm)X、Y、Z direction each 2 hours			
防护等级/Protection	IP67			
连接方式/Connection	电缆线2M，外径φ4.8mm/Cable: φ4.8mm 2M			
外壳材料/Housing material	不锈钢/stainless steel			
检测面材料/Sensing face material	不锈钢/stainless steel			
尺寸图 Dimensional drawing	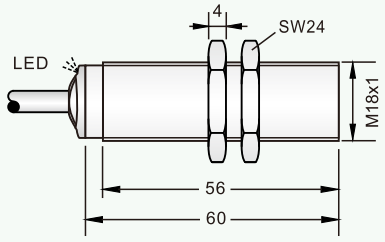		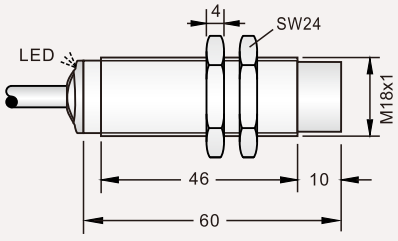	
备 注/Remark	1: *01 ,*02 ,*03,*04-NO of wiring diagram (refers to page 14...17)		2: Pigtail connection is also available	

电感式金属探头型接近开关
Metal Probe Inductive Proximity Sensor

	M18x1, L73		M18x1, L73	
图 片 PICTURE				
直流-3线/DC–3 wires NPN N.O.	MST18-S05NA-D4YV1	*29	MST18-N08NA-D4YV1	*29
直流-3线/DC–3 wires NPN N.C.	MST18-S05NB-D4YV1	*30	MST18-N08NB-D4YV1	*30
直流-3线/DC–3 wires PNP N.O.	MST18-S05PA-D4YV1	*31	MST18-N08PA-D4YV1	*31
直流-3线/DC–3 wires PNP N.C.	MST18-S05PB-D4YV1	*32	MST18-N08PB-D4YV1	*32
直流-2线/DC–2 wires N.O.	MST18-S05LA-D4YV1	*37	MST18-N08LA-D4YV1	*37
直流-2线/DC–2 wires N.C.	MST18-S05LB-D4YV1	*38	MST18-N08LB-D4YV1	*38
检测距离/ Rated sensing distance	5mm		8mm	
安装方式/Mounting	埋入/shield		非埋入/non-shield	
工作电压/Supply voltage	DC12...24V (10...30V DC) 允许波动10%以下/ripple(p-p):10% max.			
漏电流/Leakage current	3线式/3 wires : <0.01mA(2线式/2 wires：<0.8mA)			
设定距离/Setting distance	0...3.5mm		0...5.6mm	
标准检出物体/Sensing target	铁/Iron 18x18x1mm		铁/Iron 25x25x1mm	
工作频率/ Frequency	400Hz		300Hz	
消耗电流/Consumption	≤15mA			
负载电流/Load current	200mA			
电压降/Voltage drop(V_p)	≤1.8V(2线式：负载电流100mA＜5V)/≤1.8V(2 wires：Load current 100mA＜5V)			
滞后/Hysteresis	1...15%			
重复精度/Repeatability	≤2%			
LED 显示/Display	红色/Red LED			
保护/Protection Circuit	短路保护、反极性保护、过载保护/Short circuit protection, reversed polarity protection and overload protection			
工作温度/Operating temperature	-25...+70°C（未结露状态）/ -25...+70°C(no condensation)			
抗冲击/Anti-impact	500m/s²(50G) X、Y、Z、方向各10次/500m/s²(50G) X、Y、Z direction, each 10 times			
抗震动/Anti-vibration	10...55Hz（振幅1.5mm）X、Y、Z、方向各2小时/10...55Hz(amplitude 1.5mm)X、Y、Z direction each 2 hours			
防护等级/Protection	IP67			
连接方式/Connection	M12插座式连接，带LEDx4/M12 connector，LEDx4			
外壳材料/Housing material	不锈钢/stainless steel			
检测面材料/Sensing face material	不锈钢/stainless steel			
尺寸图 Dimensional drawing	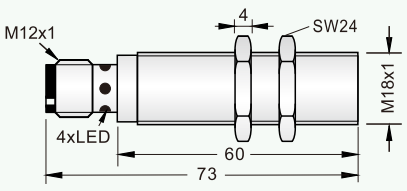		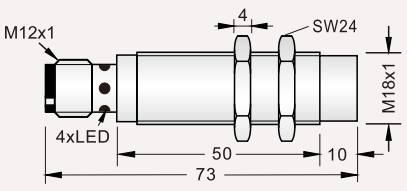	
备 注/Remark	注 1： *29 ,*30 ,*31,*32...表示接线图序号,详见14...17页。		2：连接方式可选择插头式连接线(猪尾式)	

	M18x1, L60		M18x1, L60	
图 片 PICTURE				
交流-2线/AC–2 wires N.O.	**MST18-S05AA-A2N2**	*20	**MST18-N08AA-A2N2**	*20
交流-2线/AC–2 wires N.C.	**MST18-S05AB-A2N2**	*21	**MST18-N08AB-A2N2**	*21
检测距离/ Rated sensing distance	5mm		8mm	
安装方式/Mounting	埋入/shield		非埋入/non-shield	
工作电压/Supply voltage	20...250V AC(50/60Hz)			
漏电流/Leakage current	≤1.7mA			
设定距离/Setting distance	0...3.5mm		0...5.6mm	
标准检出物体/Sensing target	铁/Iron 18x18x1mm		铁/Iron 25x25x1mm	
工作频率/ Frequency	20Hz			
消耗电流/Consumption	———			
负载电流/Load current	200mA			
电压降/Voltage drop(V_p)	≤8V			
滞后/Hysteresis	3...15%			
重复精度/Repeatability	≤2%			
LED 显示/Display	红色/Red LED			
保护/Protection Circuit	———			
工作温度/Operating temperature	-25...+70°C（未结露状态）/ -25...+70°C(no condensation)			
抗冲击/Anti-impact	500m/s²(50G) X、Y、Z、方向各10次/500m/s²(50G) X、Y、Z direction, each 10 times			
抗震动/Anti-vibration	10...55Hz（振幅1.5mm）X、Y、Z、方向各2小时/10...55Hz(amplitude 1.5mm)X、Y、Z direction each 2 hours			
防护等级/Protection	IP67			
连接方式/Connection	电缆线2M，外径φ4.8mm/Cable: φ4.8mm 2M			
外壳材料/Housing material	不锈钢/stainless steel			
检测面材料/Sensing face material	不锈钢/stainless steel			
尺寸图 Dimensional drawing	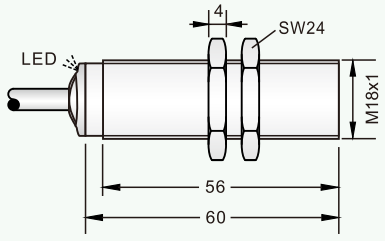		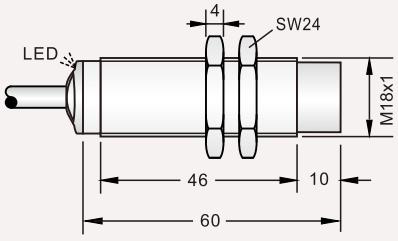	
备 注/Remark	1: *20 ,*21-NO of wiring diagram (refers to page 14...17)		2: Pigtail connection is also available	

电感式金属探头型接近开关
Metal Probe Inductive Proximity Sensor

	M30x1.5, L60		M30x1.5, L60	
图 片 PICTURE				
直流-3线/DC–3 wires NPN N.O.	MST30-S10NA-D3Y2	*01	MST30-N15NA-D3Y2	*01
直流-3线/DC–3 wires NPN N.C.	MST30-S10NB-D3Y2	*02	MST30-N15NB-D3Y2	*02
直流-3线/DC–3 wires PNP N.O.	MST30-S10PA-D3Y2	*03	MST30-N15PA-D3Y2	*03
直流-3线/DC–3 wires PNP N.C.	MST30-S10PB-D3Y2	*04	MST30-N15PB-D3Y2	*04
直流-2线/DC–2 wires N.O.	MST30-S10LA-D2Y2	*18	MST30-N15LA-D2Y2	*18
直流-2线/DC–2 wires N.C.	MST30-S10LB-D2Y2	*19	MST30-N15LB-D2Y2	*19
检测距离/ Rated sensing distance	10mm		15mm	
安装方式/Mounting	埋入/shield		非埋入/non-shield	
工作电压/Supply voltage	DC12...24V (10...30V DC) 允许波动10%以下/ripple(p-p):10% max.			
漏电流/Leakage current	3线式/3 wires : <0.01mA(2线式/2 wires：<0.8mA)			
设定距离/Setting distance	0...7mm		0...10.5mm	
标准检出物体/Sensing target	铁/Iron 30x30x1mm		铁/Iron 45x45x1mm	
工作频率/ Frequency	300Hz		200Hz	
消耗电流/Consumption	≤15mA			
负载电流/Load current	200mA			
电压降/Voltage drop(V_p)	≤1.8V(2线式：负载电流100mA＜5V)/≤1.8V(2 wires：Load current 100mA＜5V)			
滞后/Hysteresis	1...15%			
重复精度/Repeatability	≤2%			
LED 显示/Display	红色/Red LED			
保护/Protection Circuit	短路保护、反极性保护、过载保护/Short circuit protection, reversed polarity protection and overload protection			
工作温度/Operating temperature	-25...+70°C（未结露状态）/ -25...+70°C(no condensation)			
抗冲击/Anti-impact	500m/s²(50G) X、Y、Z、方向各10次/500m/s²(50G) X、Y、Z direction, each 10 times			
抗震动/Anti-vibration	10...55Hz（振幅1.5mm）X、Y、Z、方向各2小时/10...55Hz(amplitude 1.5mm)X、Y、Z direction each 2 hours			
防护等级/Protection	IP67			
连接方式/Connection	电缆线2M，外径φ4.8mm/Cable: φ4.8mm 2M			
外壳材料/Housing material	不锈钢/stainless steel			
检测面材料/Sensing face material	不锈钢/stainless steel			
尺寸图 Dimensional drawing	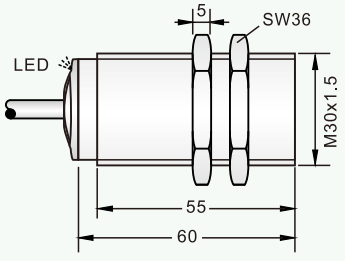		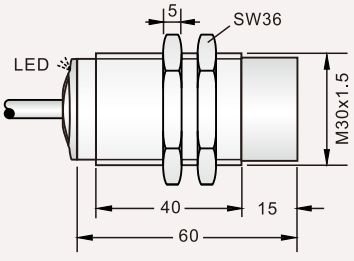	
备 注/Remark	注 1： *01 ,*02 ,*03,*04...表示接线图序号,详见14...17页。		2：连接方式可选择插头式连接线(猪尾式)	

	M30x1.5, L73		M30x1.5, L73	
图 片 PICTURE				
直流-3线/DC–3 wires NPN N.O.	MST30-S10NA-D4YV1	*29	MST30-N15NA-D4YV1	*29
直流-3线/DC–3 wires NPN N.C.	MST30-S10NB-D4YV1	*30	MST30-N15NB-D4YV1	*30
直流-3线/DC–3 wires PNP N.O.	MST30-S10PA-D4YV1	*31	MST30-N15PA-D4YV1	*31
直流-3线/DC–3 wires PNP N.C.	MST30-S10PB-D4YV1	*32	MST30-N15PB-D4YV1	*32
直流-2线/DC–2 wires N.O.	MST30-S10LA-D4YV1	*37	MST30-N15LA-D4YV1	*37
直流-2线/DC–2 wires N.C.	MST30-S10LB-D4YV1	*38	MST30-N15LB-D4YV1	*38
检测距离/ Rated sensing distance	10mm		15mm	
安装方式/Mounting	埋入/shield		非埋入/non-shield	
工作电压/Supply voltage	DC12...24V (10...30V DC) 允许波动10%以下/ripple(p-p):10% max.			
漏电流/Leakage current	3线式/3 wires : <0.01mA(2线式/2 wires：<0.8mA)			
设定距离/Setting distance	0...7mm		0...10.5mm	
标准检出物体/Sensing target	铁/Iron 30x30x1mm		铁/Iron 45x45x1mm	
工作频率/ Frequency	300Hz		200Hz	
消耗电流/Consumption	≤15mA			
负载电流/Load current	200mA			
电压降/Voltage drop(V_p)	≤1.8V(2线式：负载电流100mA＜5V)/≤1.8V(2 wires：Load current 100mA＜5V)			
滞后/Hysteresis	1...15%			
重复精度/Repeatability	≤2%			
LED 显示/Display	红色/Red LED			
保护/Protection Circuit	短路保护、反极性保护、过载保护/Short circuit protection, reversed polarity protection and overload protection			
工作温度/Operating temperature	-25...+70°C（未结露状态）/ -25...+70°C(no condensation)			
抗冲击/Anti-impact	500m/s²(50G) X、Y、Z、方向各10次/500m/s²(50G) X、Y、Z direction, each 10 times			
抗震动/Anti-vibration	10...55Hz（振幅1.5mm）X、Y、Z、方向各2小时/10...55Hz(amplitude 1.5mm)X、Y、Z direction each 2 hours			
防护等级/Protection	IP67			
连接方式/Connection	M12插座式连接，带LEDx4/M12 connector，LEDx4			
外壳材料/Housing material	不锈钢/stainless steel			
检测面材料/Sensing face material	不锈钢/stainless steel			
尺寸图 Dimensional drawing	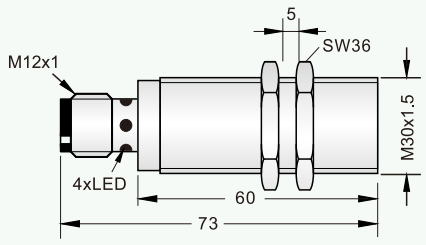		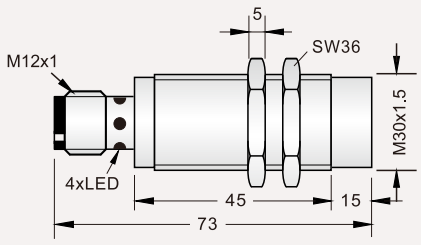	
备 注/Remark	1: *29 ,*30 ,*31,*32-NO of wiring diagram (refers to page 14...17)		2: Pigtail connection is also available	

电感式金属探头型接近开关
Metal Probe Inductive Proximity Sensor

	M30x1.5, L60		M30x1.5, L60	
图 片 PICTURE	 CE		 CE	
交流-2线/AC–2 wires N.O.	MST30-S10AA-A2N2	*20	MST30-N15AA-A2N2	*20
交流-2线/AC–2 wires N.C.	MST30-S10AB-A2N2	*21	MST30-N15AB-A2N2	*21
检测距离/ Rated sensing distance	10mm		15mm	
安装方式/Mounting	埋入/shield		非埋入/non-shield	
工作电压/Supply voltage	20...250V AC(50/60Hz)			
漏电流/Leakage current	≤1.7mA			
设定距离/Setting distance	0...7mm		0...10.5mm	
标准检出物体/Sensing target	铁/Iron 30x30x1mm		铁/Iron 45x45x1mm	
工作频率/ Frequency	20Hz			
消耗电流/Consumption	———			
负载电流/Load current	200mA			
电压降/Voltage drop(V_p)	≤8V			
滞后/Hysteresis	3...15%			
重复精度/Repeatability	≤2%			
LED 显示/Display	红色/Red LED			
保护/Protection Circuit	———			
工作温度/Operating temperature	-25...+70°C（未结露状态）/ -25...+70°C(no condensation)			
抗冲击/Anti-impact	500m/s²(50G) X、Y、Z、方向各10次/500m/s²(50G) X、Y、Z direction, each 10 times			
抗震动/Anti-vibration	10...55Hz（振幅1.5mm）X、Y、Z、方向各2小时/10...55Hz(amplitude 1.5mm)X、Y、Z direction each 2 hours			
防护等级/Protection	IP67			
连接方式/Connection	电缆线2M，外径φ5mm/Cable: φ5mm 2M			
外壳材料/Housing material	不锈钢/stainless steel			
检测面材料/Sensing face material	不锈钢/stainless steel			
尺寸图 Dimensional drawing	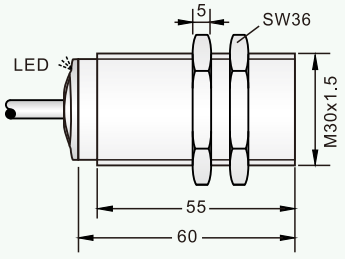		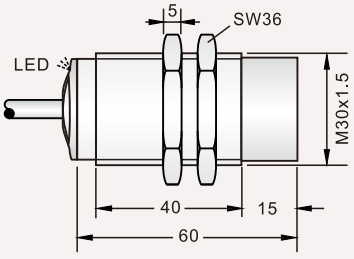	
备 注/Remark	注 1： *20 ,*21...表示接线图序号,详见14...17页。		2：连接方式可选择插头式连接线(猪尾式)	